

INSTRUCTIONS


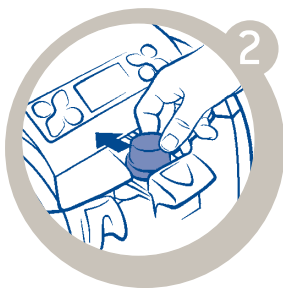


L B 2 3 1 2




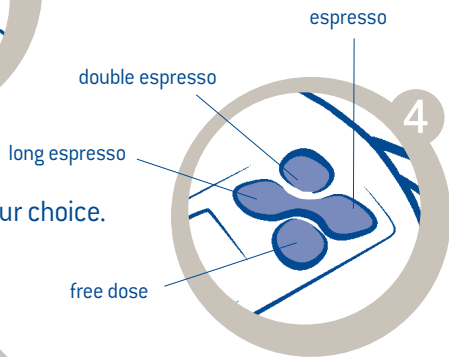
1 Place the cup on the support rack under the spout.

Open the door and insert the capsule upside down, placing it in the appropriate slot.




3 Close the door.

Select the key of your choice.



5 When selecting free dose, press any button on the machine to stop brewing.

6 Push the steam button to start the flow of steam and press again to stop.



- Do not open, perforate, empty content of capsules.
- Empty content of drawer regularly.
- Clean steam arm after every use bearing in mind it can be hot.
- Do not leave keys inserted in the machine [they can break].